

EquipCare BC

Summary

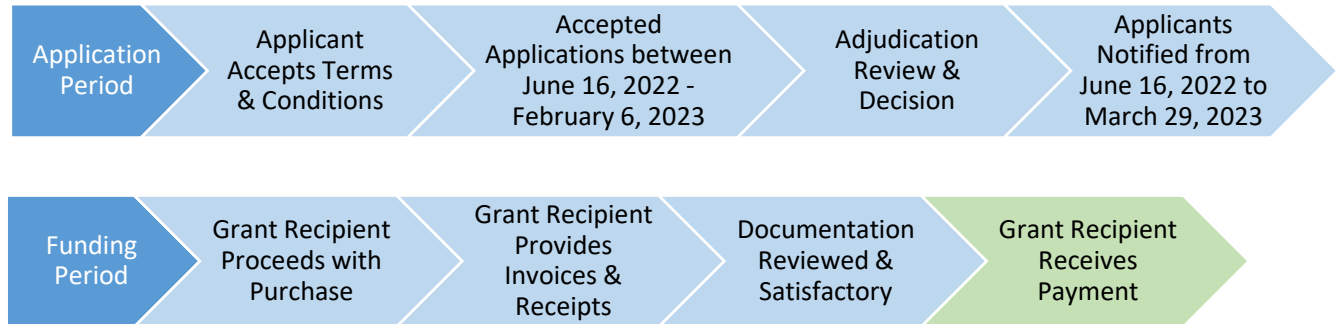
Period 2022 – 2023

IPC, Safety and Quality

Latest Updates as of April 5, 2023

Summary: Period 2022 – 2023

Overview



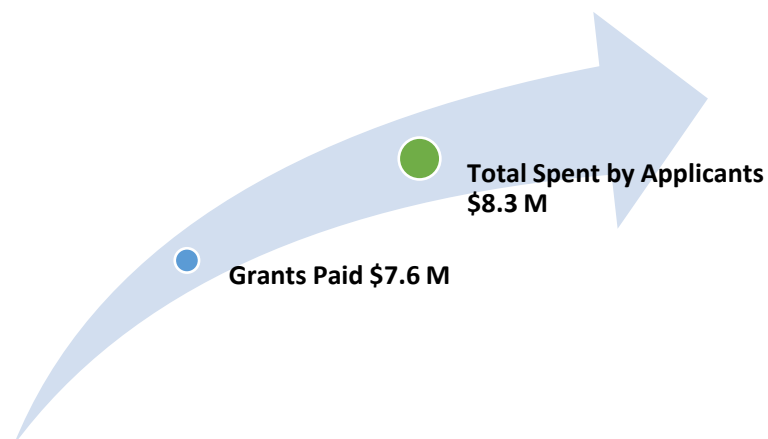
EquipCare BC Summary: Period 2022 - 2023

Grant Amount Allocations

Status	Balance
Grants Paid	\$7,600,000.00
Total for IPC, Safety & Quality	\$7,600,000.00

Grant Funding Paid to Date (Period 2022 - 2023)

As of April 5, 2023, the total grant funding paid is \$7,600,000.00. The total amount paid by the applicants for the requested items is approximately \$8,310,087.91, resulting in 9.3% of leveraged dollars paid by applicants.



Categories Requested by Quantity & Costs

Table 1. Top 3 Category Requests by Quantity

Personal Protective Equipment was the most requested category in the 2022-2023 Period.

Top 3 Categories	By Quantity
Personal Protective Equipment (PPE)	486,130
Environment Cleaning, Housekeeping & Laundry, Waste Management	137,683
Food Services	68,134
Top 3 Categories Funded (By Quantity)	691,947
All other Categories Funded (By Quantity)	12,617
Total Items Funded (By Quantity)	704,564

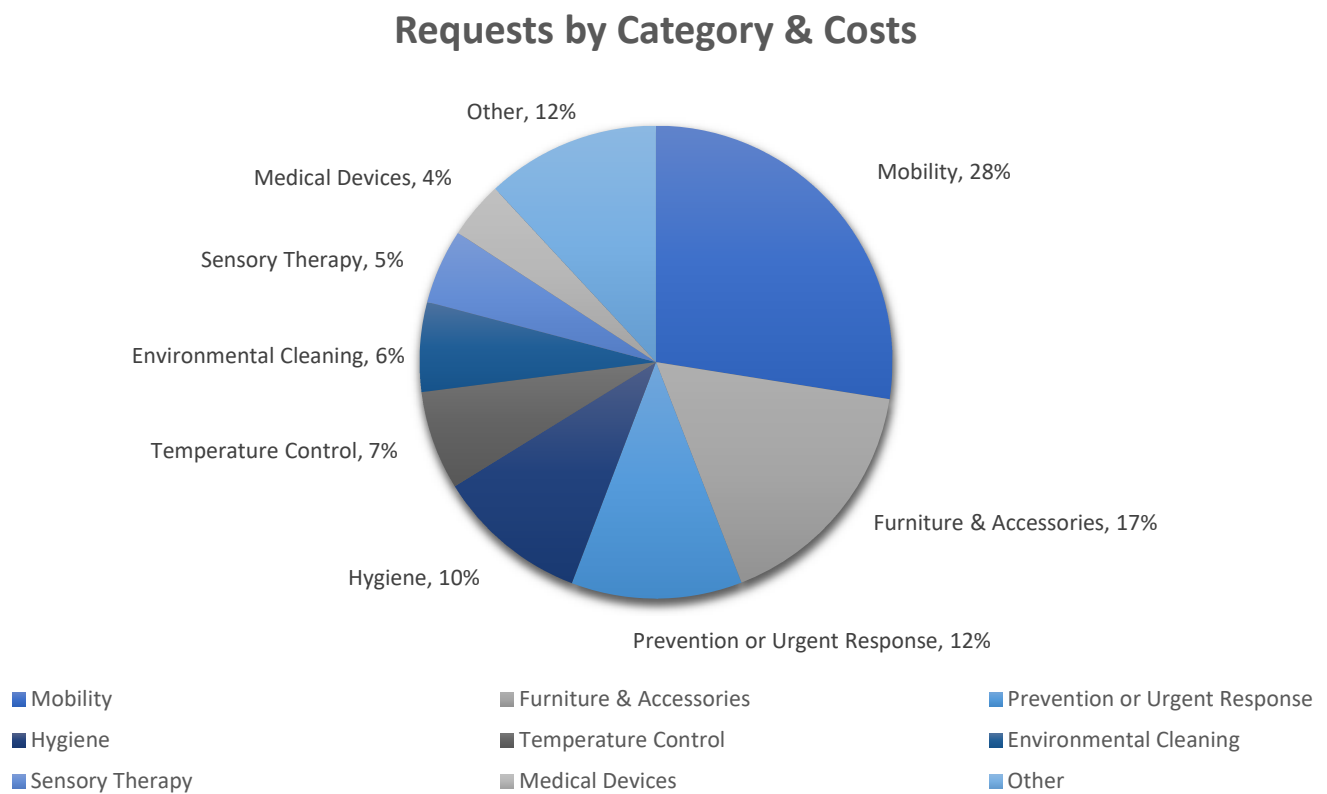
Table 2. Top 8 Categories by Cost (Total Spent by Applicants)

Mobility was the top funded category in the 2022-2023 Period.

All Categories Funded	By Cost
Mobility	\$ 2,285,491.06
Furniture & Accessories	\$ 1,380,735.24
Prevention or Urgent Response	\$ 969,463.07
Hygiene	\$ 866,256.32
Temperature Control	\$ 562,272.44
Environment Cleaning, Housekeeping & Laundry, Waste Management	\$ 508,827.49
Sensory Therapy	\$ 424,641.26
Medical Devices	\$ 321,892.17
All Other Items	\$ 990,508.86
Total Spent by Applicants	\$8,310,087.91

Graph 1. Top Requests by Category & Cost

Graph 1 depicts the percentages of the total amount applicants spent by category, as per Table 2.



Top Items Funded (Quantity vs. Cost)

Gloves were the top items approved by quantity whereas lifts & motors were the top items approved by cost.

Top 6 Items Funded by Quantity



Top 6 Items Funded by Cost

