

# EquipCare BC

## Summary

Period 3, 2021

---

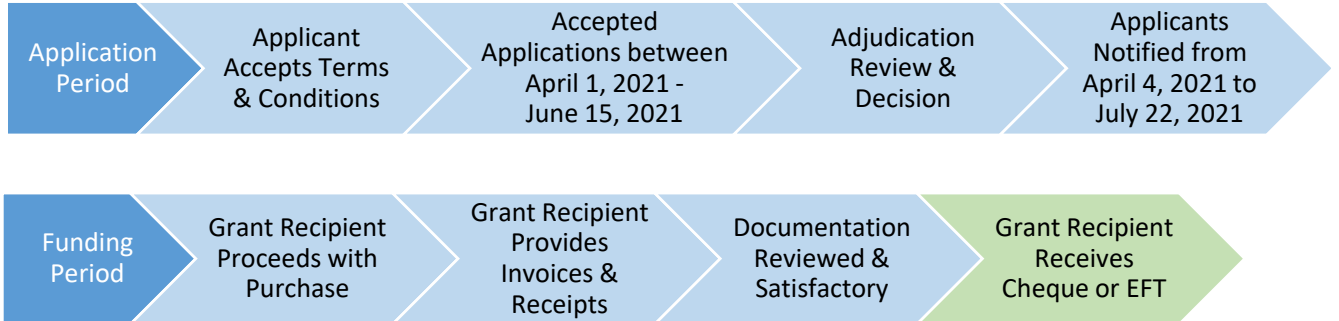
*IPC, Safety and Quality*

---

Latest Updates as of August 6<sup>th</sup>, 2021

## Summary: Period 3, 2021

### Overview



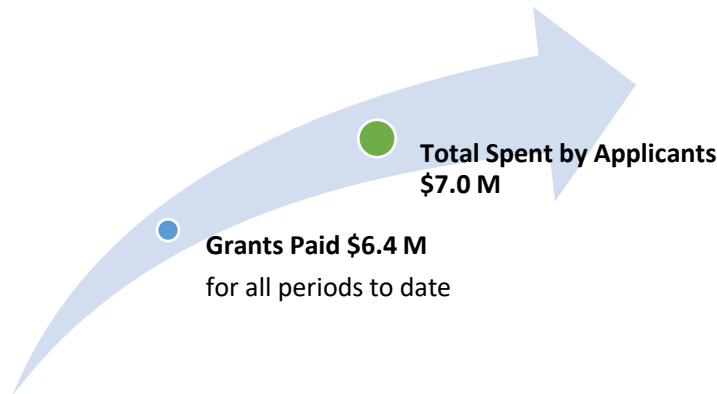
### EquipCare Summary: Period 3, 2021

#### Grant Amount Allocations

Status	Balance
Grants Paid	\$ 465,383
Pending Invoices & Receipts	\$2,318,759
<b>Total for Period 3 IPC, Safety &amp; Quality</b>	<b>\$2,784,142</b>

### Grant Funding Paid to Date (Periods 1 to 3)

As of August 6<sup>th</sup>, 2021, the total grant funding paid is \$6,420,442 whereas the total amount paid by the applicants for the requested items reached approximately \$7,048,822 resulting in 9.8% of leveraged dollars paid by applicants.



## Categories Requested by Quantity & Costs

Table 1. Top 5 Category Requests by Quantity

Personal Protective Equipment make up the most requested category in Period 3.

Top 5 Categories	By Quantity
Personal Protective Equipment (PPE)	194,077
Environment Cleaning, Housekeeping & Laundry, Waste Management	24,536
Food Services	15,498
Hygiene	2,068
Furniture	1,261
<b>Top 5 Categories Funded (By Quantity)</b>	<b>237,440</b>
<b>All other Categories Funded (By Quantity)</b>	<b>4,162</b>
<b>Total Items Funded (By Quantity)</b>	<b>241,602</b>

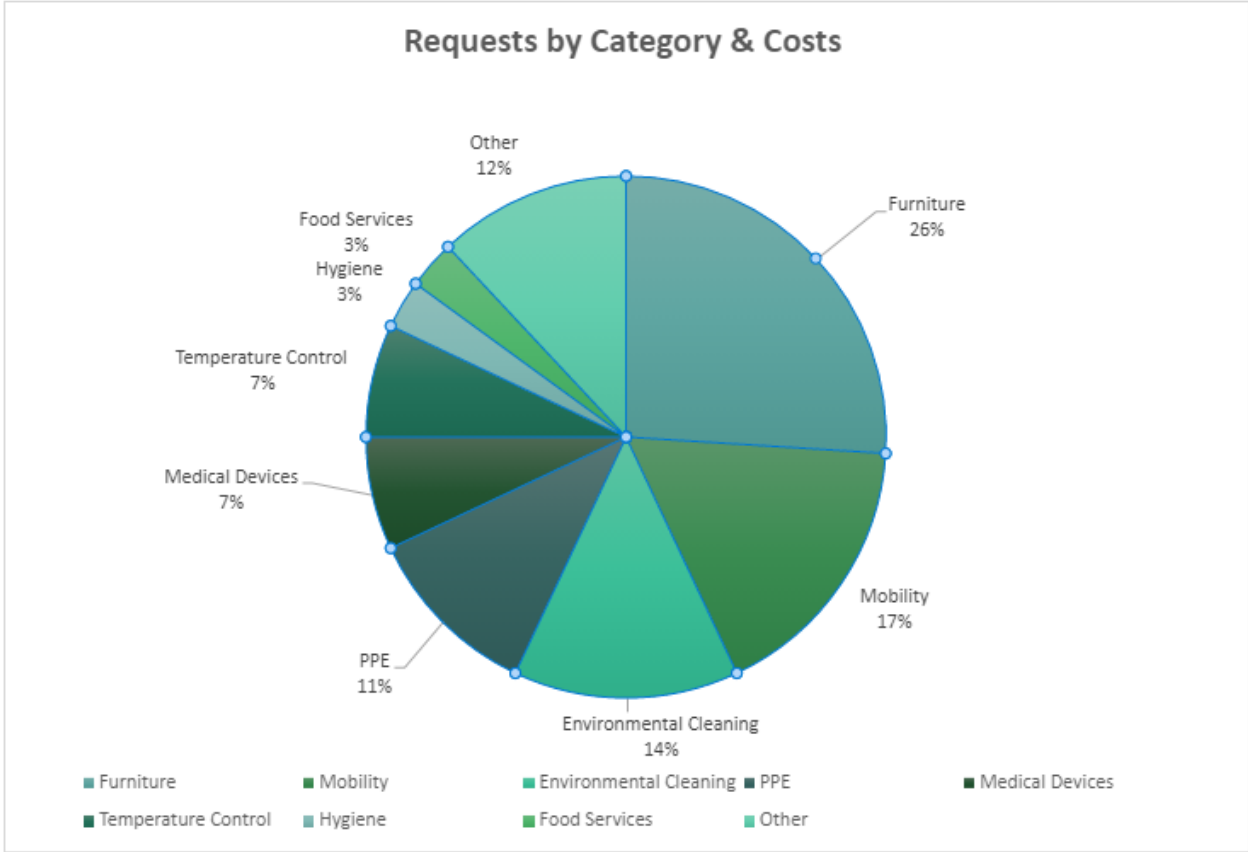
Table 2. Top 8 Categories by Cost (Amount Spent by Applicants)

Furniture & Accessories make up the top category for costs in Period 3.

All Categories Funded	By Cost
Furniture & Accessories	\$ 795,122
Mobility	\$ 519,982
Environmental Cleaning, Housekeeping, Laundry, Waste Management	\$ 441,413
Personal Protective Equipment (PPE)	\$ 351,633
Medical, Screening & Vital Sign Devices	\$ 212,703
Temperature Control	\$ 210,731
Hygiene	\$ 105,559
Food Services	\$ 89,861
All Other Items	\$ 362,795
<b>Total Spent by Applicants</b>	<b>\$ 3,089,799</b>

# Graph 1. Top Requests by Category & Cost

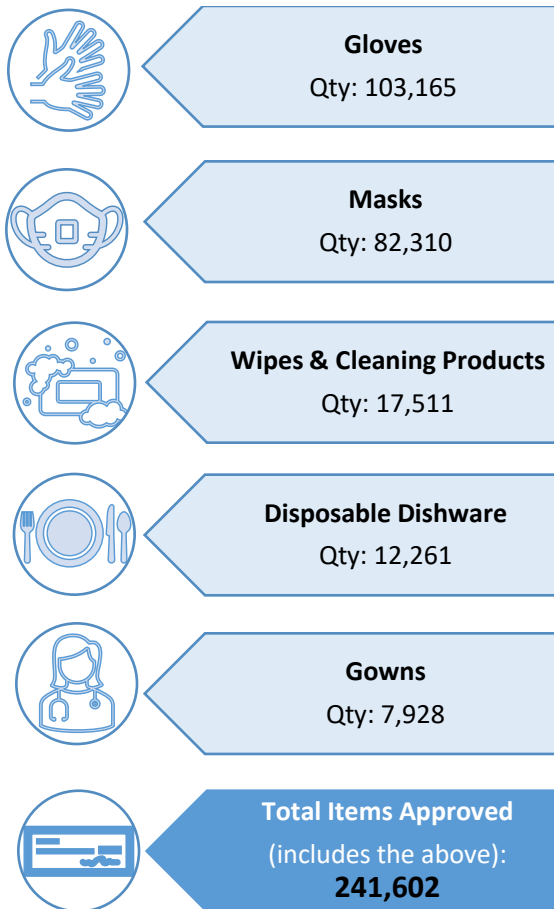
Graph 1 depicts the percentage of total funding spent by category as per Table 2.



## Top Items Approved for Funding

When examining specific items by category, gloves and masks make up the most requested items whereas mattresses, beds, and lifts have the highest costs.

### Top 5 Items Approved by Quantity



### Top 5 Items Approved by Cost

