

# EquipCare BC

## Summary

Period 1, 2020

---

*Infection Prevention and Control*

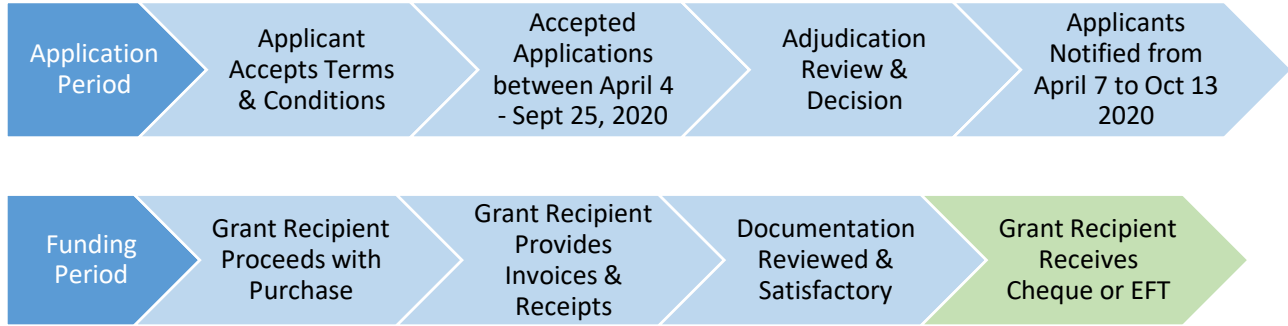
ipc

---

Latest Updates as of October 20th, 2020

# Summary: Period 1, 2020

## Overview



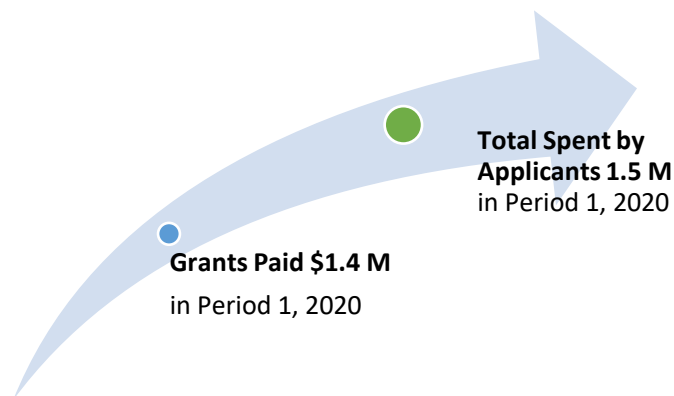
## EquipCare Summary: Period 1 2020

### Grant Amount Allocations

Status	Balance
Grants Paid	\$1,423,148
Pending Invoices & Receipts	\$1,989,513
<b>Total for Period 1 IPC</b>	<b>\$3,412,661</b>

## Grant Funding Paid Period 1

As of October 20<sup>th</sup>, 2020, the total grant funding paid for the first period has been approximately \$1.4 M whereas the total amount paid by the applicants for the requested items reached approximately \$1.5 M.



## Categories Requested by Quantity & Costs

Table 1. Top 5 Category Requests by Quantity

Protective Equipment (PPE) is the most requested category in Period 1.

Top 5 Categories	By Quantity
Personal Protective Equipment (PPE)	1,619,372
Housekeeping, Laundry, Environmental Cleaning	100,089
Medical & Screening Devices	33,456
Food Services	15,957
Respiratory	15,889
<b>Top 5 Categories Funded (By Quantity)</b>	<b>1,784,763</b>
<b>All other Categories Funded (By Quantity)</b>	<b>11,641</b>
<b>Total Items Funded (By Quantity)</b>	<b>1,796,404</b>

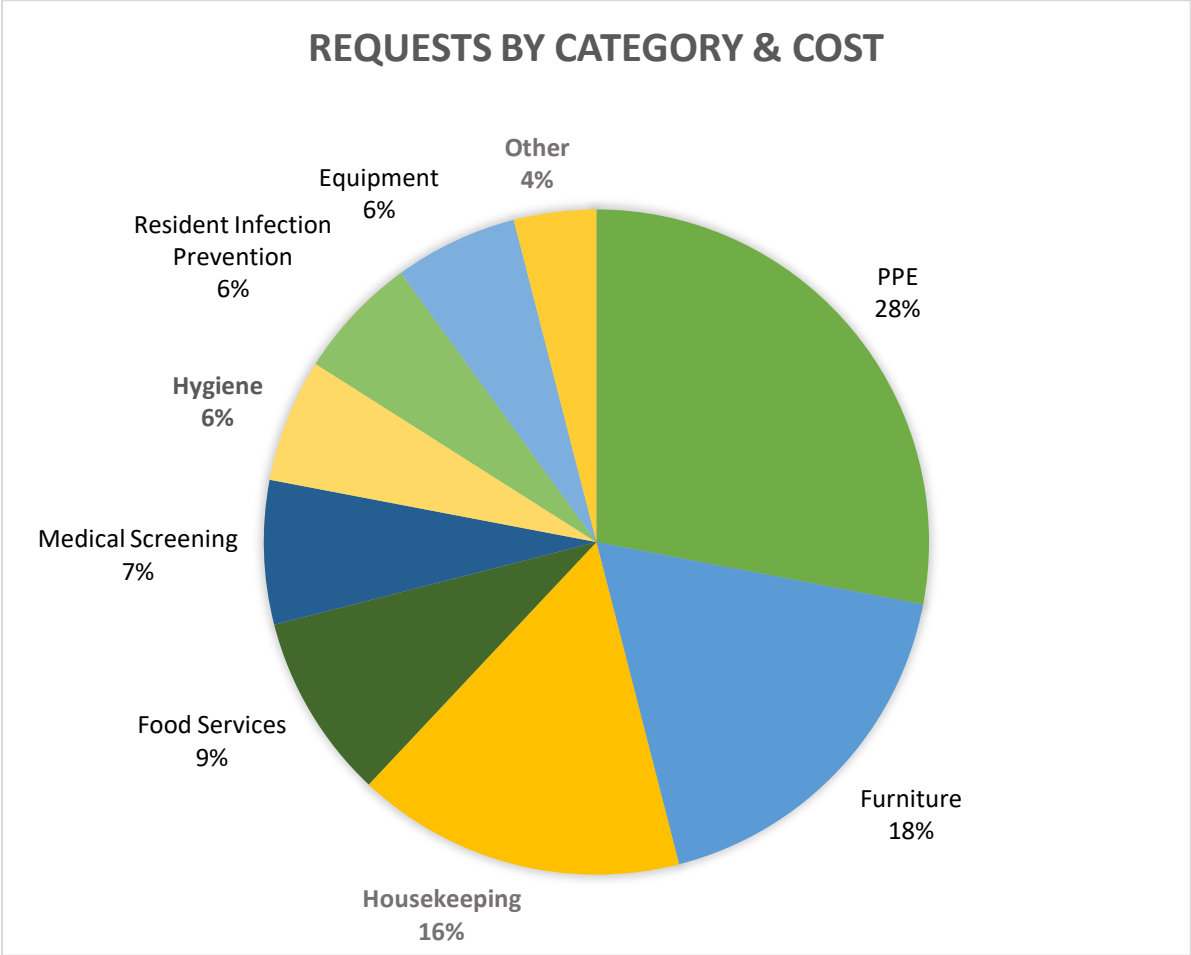
Table 2. Top 10 Categories by Cost

Personal Protective Equipment (PPE) also makes up the top category funded for Period 1.

All Categories Funded	By Cost
Personal Protective Equipment (PPE)	\$ 945,712
Furniture	\$ 614,325
Housekeeping, Laundry, Environmental Cleaning	\$ 555,670
Food Services	\$ 320,993
Medical & Screening Devices	\$ 237,332
Hygiene	\$ 206,875
Resident Infection Protection	\$ 194,473
Equipment	\$ 188,618
Storage & Spatial Separation	\$ 103,482
All Other Items	\$ 45,181
<b>Total Funding</b>	<b>\$3,412,661</b>

Graph 1. Top Requests by Category & Cost

Graph 1 depicts the percentage of funding allocated by category as per Table 2.



## Top Items Approved for Funding

When examining specific items by category, masks make up both the most requested and funded items. Consumables make up the top requested items and other than masks, non-consumables yield the most expenses for grant funding.

### Top 5 Items Approved by Quantity



### Top 5 Items Approved by Cost

